

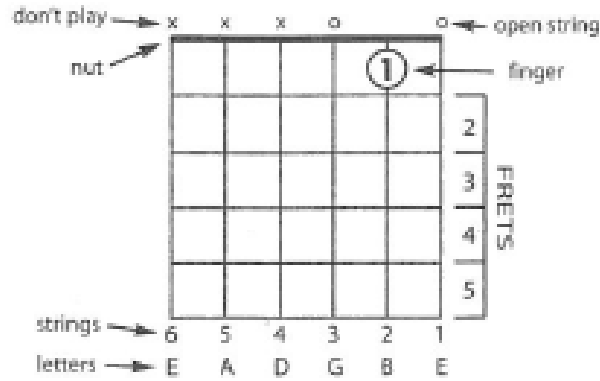
Assignments

	Written/ Playing	Skills	Assessment
1	Playing	Strumming / string awareness	Starting on String 6 play each string 4 times BONUS play without looking
2	Written	Notes of the strings	Name each of the strings. Name one of the mnemonic devices used for the guitar strings. String numbers. BONUS: create your own mnemonic device
3	Playing	Simple Chords C and G7	#2 Rolling Along p5
4	Playing	Simple Chords C and G7	#4 He's got the Whole World in His Hands p7
5	Written	Rhythms	Write in the number of beats for each note
6	Playing	1 st String notes	# 16 Line to Line (both chords and notes) p10
7	Playing	Simple Chord G and Chord D	#19 Pay Me My Money Down p11
8	Playing	2 nd String Notes B,C,D	Student Choice: #25 Over and Under the Sea, #26 Two of a Kind, #27 Second Helping all on p14
9	Written	First and Second Strings	Write the note names beneath each note
10	Playing	First and Second Strings	Student Choice: #28 Crossing Over, #29 Wild Stringdom. Both on page 14
11	Written	First and Second Strings	Compose a song using the notes B,C,D, E,F,G
12	Playing	Chords C G D7	#30 This land is your land p15
13	Playing	TEST- First and Second Strings and Strumming Chords	Student Choice: #32 Ode to Joy or #33Blues both on p 17 AND Student Choice: #34 Hound Dog p18 or #35 Rock around the Clock both on p19

Playing Rubric

	4 - Excellent	3 - Good	2 - Fair	1 - Minimal
Rhythm	Student plays the correct rhythms.	Student plays with a few mistakes in rhythms.	Student plays with several mistakes in rhythms.	Student is unsure of many rhythms in the piece.
Tempo	Student keeps a steady tempo.	Student keeps a mostly steady tempo.	Student's tempo is inconsistent.	Student has many stops and starts.
Pitches & Fingerings	Student plays the correct pitches.	Student plays with a few mistakes in pitches.	Student plays with several mistakes in pitches.	Student is unsure of many pitches.
Tone Quality	Student has a pleasing tone. He/she does not over pluck and holds the strings down completely.	Student has minimal problems with over plucking or holding strings down completely.	Student has inconsistent problems with tone quality. Some buzzing occurs or the student does not hold the strings down completely.	Student plays with poor tone. Buzzing occurs, which is caused by over plucking or not holding down the strings completely.
Fingerings	Student uses correct fingerings	Student uses correct fingerings most of the time.	Student sometimes uses correct fingerings.	Student does not use correct fingerings.

Assignment 1



Assignment 2

Written, in class assignment

Assignment 3

2. ROLLING ALONG

The diagram shows a sequence of chords: C, G7, C, G7, C. Each chord is followed by a series of slanted lines representing strumming.

Assignment 4

4. HE'S GOT THE WHOLE WORLD IN HIS HANDS

The musical score is in 4/4 time. It features a melody line and a guitar accompaniment line. The lyrics are: "He's got the whole world... in His hands,— He's got the whole world... in His hands,— He's got the whole world in His hands,—". The guitar accompaniment uses chords C and G7. The score includes a "Time Signature" section, a "continue strumming" instruction, and a "Double Bar" section.

Assignment 5

Written, in class assignment

Assignment 6

16. LINE TO LINE

Musical notation for 'LINE TO LINE' in 4/4 time. The first staff starts with a C chord and contains a sequence of quarter notes: C4, D4, E4, F4, G4, A4, B4, C5. The second staff starts with a G7 chord and contains a sequence of quarter notes: G4, A4, B4, C5, B4, A4, G4, F4. The third staff starts with a C chord and contains a sequence of quarter notes: C4, D4, E4, F4, G4, A4, B4, C5. The fourth staff starts with a C chord and contains a sequence of quarter notes: C4, D4, E4, F4, G4, A4, B4, C5.

Assignment 7

19. PAY ME MY MONEY DOWN *Strum the new chords while your teacher sings. Then join in singing as a class.*

Musical notation for 'PAY ME MY MONEY DOWN' in 4/4 time. The first staff starts with a G chord and contains a sequence of quarter notes: G4, A4, B4, C5, B4, A4, G4, F4. The second staff starts with a D7 chord and contains a sequence of quarter notes: D4, E4, F4, G4, A4, B4, C5, B4. The third staff starts with a G chord and contains a sequence of quarter notes: G4, A4, B4, C5, B4, A4, G4, F4. The fourth staff starts with a D7 chord and contains a sequence of quarter notes: D4, E4, F4, G4, A4, B4, C5, B4. The fifth staff starts with a G chord and contains a sequence of quarter notes: G4, A4, B4, C5, B4, A4, G4, F4. The sixth staff starts with a D7 chord and contains a sequence of quarter notes: D4, E4, F4, G4, A4, B4, C5, B4. The seventh staff starts with a G chord and contains a sequence of quarter notes: G4, A4, B4, C5, B4, A4, G4, F4. The eighth staff starts with a D7 chord and contains a sequence of quarter notes: D4, E4, F4, G4, A4, B4, C5, B4.

I thought I heard... the big boss say, "Pay me my mon-ey down, —
pay me or go to jail, — pay me my mon-ey down." —
Chorus
Pay me, — oh pay me, — pay me my mon-ey down, —
pay me or go to jail, — pay me my mon-ey down, —

Georgia Sea Islands

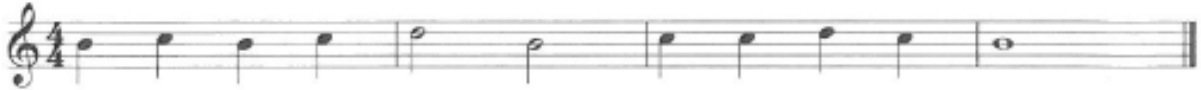
Copyright © 2005 by HAL LEONARD CORPORATION
International Copyright Secured All Rights Reserved

Assignment 8

25. OVER AND UNDER THE SEA



26. TWO OF A KIND



27. SECOND HELPING

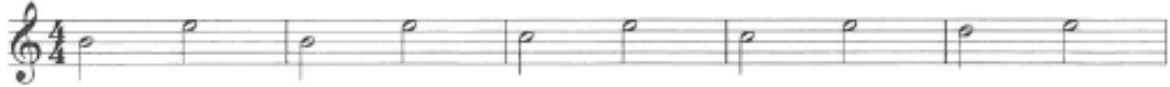


Assignment 9

Written, in class assignment

Assignment 10

28. CROSSING OVER



29. WILD STRINGDOM



Assignment 11

Written, in class assignment

Assignment 12

30. THIS LAND IS YOUR LAND

Chorus

Pick-up Notes

Woody Guthrie

This land is your land, this land is my land,
from Cal - i - for - nia to the New York Is - lands;
from the Red - wood for - ests to the Gulf Stream wa - ter,
this land was made for you and me.

TRO - © Copyright 1958 (Renewed), 1958 (Renewed), 1978 (Renewed) and 1972 (Renewed) Ludlow Music Inc., New York, NY
International Copyright Secured
All Rights Reserved Including Public Performance For Profit
Used by Permission

C **G**
1. As I was walking that ribbon of highway

D7 **G**
I saw above me that endless skyway;

C **G**
I saw below me that golden valley;

D7 **G**
This land was made for you and me.

To Chorus

C **G**
2. I've roamed and rambled and I followed my footsteps;

D7 **G**
To the sparkling sands of her diamond deserts;

C **G**
And all around me a voice was sounding;

D7 **G**
This land was made for you and me.

To Chorus

Assignment 13-Unit TEST

Choose either 32 OR 33

AND

Choose either 34 OR 35

32. ODE TO JOY (from *Symphony No. 9*)

Ludwig van Beethoven

Musical notation for the first four staves of 'Ode to Joy' in G major, 4/4 time. The melody is written on a treble clef staff. Chords are indicated above the notes: C, G, C, G, C, F, C, G, C, G, F7, A(m), G, C, F, C, G, C.

Copyright © 2005 by HAL LEONARD CORPORATION
International Copyright Secured. All Rights Reserved

33. BLUES

Musical notation for the first three staves of a blues piece in G major, 4/4 time. The melody is written on a treble clef staff. Chords are indicated above the notes: G7, C7, G7, D7, C7, G7.

Blues is an African-American style of music that has roots going back hundreds of years. An early form of the blues that we know today began shortly after 1900 in the Mississippi Delta. It then spread north to Memphis, Chicago, and other cities.

HISTORY

34. HOUND DOG

Jerry Leiber & Mike Stoller

G *continue strumming*

1. You ain't noth - in' but a hound dog, cry - in' all the
 2. When they said you was high - classed, that was just a

time. You ain't noth - in' but a hound dog,
 lie. When they said you was high - classed,

cry - in' all the time. Well, you ain't
 that was just a lie.

D7 **C** **G**

nev - er caught a rab - bit and you ain't no friend of mine.

Copyright © 1956 by Duke Pesley Music, Inc. and Lion Publishing Co., Inc.
 Copyright Renewed, Assigned to Gladys Music, and Universal Music Corp.
 All Rights Administered by Cherry Lane Music Publishing Company, Inc.
 International Copyright Secured. All Rights Reserved.

35. ROCK AROUND THE CLOCK

Max C. Freedman & Jimmy DeKnight

G **N.C.** **G** **N.C.**

One, two, three o' - clock, four o' - clock rock, five, six, sev - en o' - clock,

G **N.C.**

eight o' - clock rock, nine, ten, e - lev - en o' - clock, twelve o' - clock rock, we're gon - na

D7 **G**

rock a - round the clock to - night. - 1. Put your glad rags on and join me, hon. - We'll
 2. clock strikes two, and three and four, - if the

G7 **C**

have some fun when the clock strikes one. - We're gon - na rock a - round the
 band slows down we'll - yell for more. - We're gon - na rock a - round the

G

clock to - night, - we're gon - na rock, rock, rock, 'til broad day - light. - We're gon - na
 clock to - night, - we're gon - na rock, rock, rock, 'til broad day - light. - We're gon - na

D7 **G**

rock, gon - na rock a - round - the clock - to - night (2. When the)
 rock, gon - na rock a - round - the clock - to - night.

Copyright © 1953 Myers Music, Inc. and Capano Music
 Copyright Renewed 1981
 All Rights on behalf of Myers Music, Inc. Administered by Song/KTV Music Publishing & Music Square West Nashville, TN 37203
 International Copyright Secured. All Rights Reserved.